

☐ Intended use

The sight glass is used for visual inspection of fluids in pipe conduits.

☐ Safety instructions



ATTENTION

- To avoid danger and damage, the fitting must be used in accordance with the safety instructions and technical data contained in the operating instructions.



DANGER

Overpressure!

- If the maximum permissible working pressure is exceeded, accident hazard due to bursting of the glass cylinder or discharge of liquids into the atmosphere is possible. In order to avoid excess pressure install overpressure protections.

The fitting position has to be chosen in such a way as to exclude danger of accident. In order to prevent accident hazards, provide appropriate protective devices.



WARNING

- Dismantling the valve or valve assemblies from the plant can cause injuries from fluids or gases flowing out. Dismantle the valve or valve assembly only when the plant has been rendered pressureless and free of liquid and gas.

☐ Installation instructions

Welding guideline

- Sealing elements integrated in weld components must generally be removed prior to welding.
- To prevent damage, welding should be undertaken by certified personnel (DIN ISO 9606-1).
- Use the TIG (tungsten inert gas) welding process.



ATTENTION

- Impurities can cause damage to the seals. Clean inside areas prior to assembly.

☐ Disassembly and assembly

Disassembly

- Unscrew the union nut (2).
- Remove the bullet-proof glass (3), seal (4) and sliding ring (5) from the coupling (1).

Assembly

- Assemble in reverse order.



NOTICE

Lubricant

recommendation

EPDM; Viton; k-flex; NBR; HNBR	⇒ Klüber Paraliq GTE703*
Silicone	⇒ Klüber Sintheso pro AA2*
Thread	⇒ Interflon Food Grease*

**) It is only permitted to use approved lubricants, if the respective fitting is used for the production of food or drink. Please observe the relevant safety data sheets of the manufacturers of lubricants.*

☐ Technical Data

Model:	Sight glass
Type:	7001: (Pressed glass) 7022: (Borosilicate glass)
Size:	DN 25 - 150
Connection:	Welded end DIN EN 10357
Temperature:	
• Ambient	+4° - +45°C
• Product	+0° - +95°C medium dependent
• Sterilization	
- NBR	+130°C short time (30min)
- EPDM	+140°C short time (30min)
- VITON	+110°C short time (30min)
- k-flex	+150°C short time (30min)
Operating pressure:	see table 1

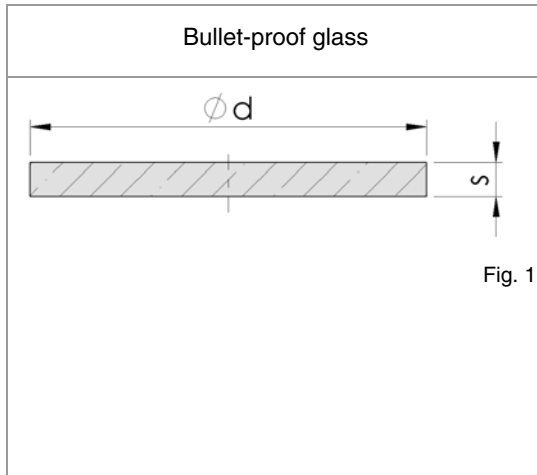
	in product contact	not in product contact
Material:		
Stainless steel:	1.4301 AISI304L 1.4404 AISI316L	1.4301 AISI304L
Surfaces:	RA 0,8µm	RA 1,5-2,5µm, E-polished
Bullet-proof glass:	Pressed glass Borosilicate glass	-
Seals:	NBR; EPDM VITON; k-flex	PTFE

Data sheet Sight glass

Type: 7001 - Pressed glass
Type: 7022 - borosilicate glass
Connection: coupling with welded end

08.08.2017

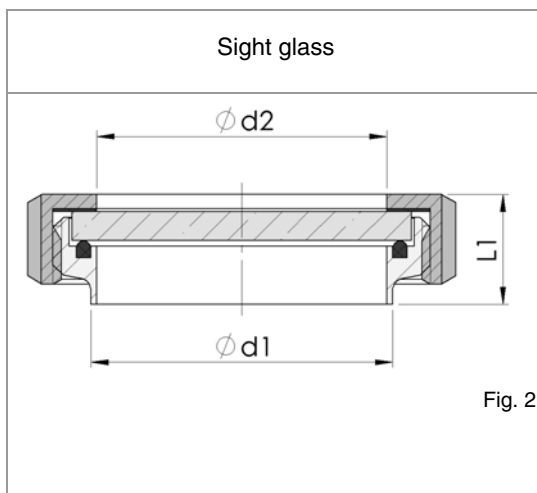
□ Bullet-proof glass



DN	d	7002 xxx 000-072 Pressed glass		7026 xxx 000-073 Borosilicate glass	
		s	bar	s	bar
25	42	8	20	8	20
32	48	8	12	8	12
40	54	8	12	8	12
50	66	8	12	8	12
65	84	10	10	10	9
80	99	10	6	10	8
100	117	12	8	13	8
125	147	15	7	15	7
150	173	15	4	15	4

Tab. 1: Bullet-proof glass

□ Dimensions



Dimensions

DN	h	d	d1	Rd
25	27	ø 26	ø 29x1,5	Rd 52x1/6
32	27	ø 32	ø 35x1,5	Rd 58x1/6
40	27	ø 38	ø 41x1,5	Rd 65x1/6
50	28	ø 50	ø 53x1,5	Rd 78x1/6
65	32	ø 66	ø 69x2	Rd 95x1/6
80	33	ø 81	ø 85x2	Rd 110x1/4
100	38	ø 100	ø 104x2	Rd 130x1/4
125	56	ø 125	ø 129x2	Rd 160x1/4
150	59	ø 150	ø 154x2	Rd 190x1/4

Tab. 2: Dimensions



Guth Ventiltechnik GmbH
 Horstring 16
 D - 76829 Landau
 ☎ +49 (0) 6341 5105-0
 Fax: +49 (0) 6341 5105-85
 www.guth-vt.de
 sales@guth-vt.de

Data sheet
Sight glass
 Type: 7001 - Pressed glass
 Type: 7022 - borosilicate glass
 Connection: coupling with welded end

08.08.2017

☐ **Spare parts list**

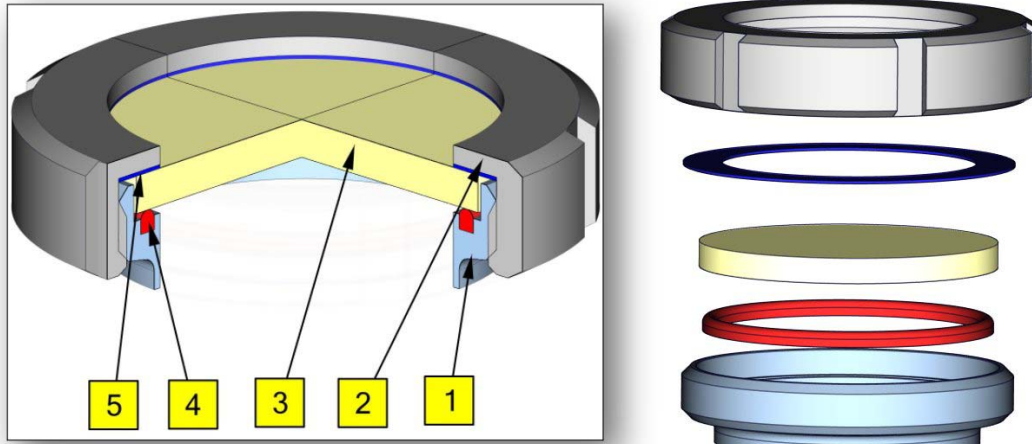


Fig. 3

Bullet-proof glass	Sight glass	Nominal width DN	Material of seals	Material/ external surface
Pressed glass	7001	xxx	xxx	Gxxx
Borosilicate	7022			
		(e.g. xxxx 050 xxx-Gxxx)	(e.g. xxxx xxx 000-Gxxx)	(e.g. xxxx xxx xxx-G041)

Nominal width

DN25	DN32	DN40	DN50	DN65	DN80	DN100	DN125	DN150
025	032	040	050	065	080	100	125	150

(e.g. xxxx 050 xxx-Gxxx)

Material of seals


NBR	EPDM	FKM	k-flex
000	160	080	500

(e.g. xxxx xxx 000-Gxxx)

Material / external surface

	bright turned	E-polished	unpolished, glass-bead blasted
1.4301/ AISI 304L	020	021	022
1.4404 / AISI 316L	040	041	042

(e.g. xxxx xxx xxx-G041)

 guth ventile <small>FLUID PROCESS GROUP</small>	Guth Ventiltechnik GmbH Horstring 16 D - 76829 Landau ☎ +49 (0) 6341 5105-0 Fax: +49 (0) 6341 5105-85 www.guth-vt.de sales@guth-vt.de	<h2 style="text-align: center;">Data sheet</h2> <h3 style="text-align: center;">Sight glass</h3> <p style="text-align: center;">Type: 7001 - Pressed glass Type: 7022 - borosilicate glass Connection: coupling with welded end</p>
--	--	---

08.08.2017

Pos. 1
Welded coupling

	Welded coupling
1.4301 / AISI304L	7001 xxx 001-020
1.4404 / AISI 316L	7001 xxx 001-040

(e.g. xxxx 050 xxx-xxx)

Pos. 2
Nut

	Nut
1.4301 / AISI304L	7001 xxx 002-020

(e.g. xxxx 050 xxx-xxx)

Pos. 3
Bullet-proof glass

	Bullet-proof glass
Presshartglas	7002 xxx 000-072
Borosilikat	7026 xxx 000-073

(e.g. xxxx 050 xxx-xxx)

Pos. 4
Seal

	Seal G DIN11851
NBR	2004 xxx 000-056
EPDM	2005 xxx 000-054
FKM	2008 xxx 000-051
k-flex	2004 xxx 000-114

(e.g. xxxx 050 xxx-xxx)

Pos. 5
Sliding ring PTFE

DN25	DN32	DN40	DN50	DN50
8040 052 026-053 ø52x26x1	8040 058 032-053 ø58x32x1	8040 065 038-053 ø65x38x1	8040 078 050-053 ø78x50x1	8040 078 050-053 ø78x50x1
DN65	DN80	DN100	DN125	DN150
8040 095 066-053 ø95x66x1	8040 110 081-053 ø110x81x1	8040 130 100-053 ø130x100x1	8040 160 125-053 ø160x125x1	8040 190 150-053 ø190x150x1